



Ayacucho

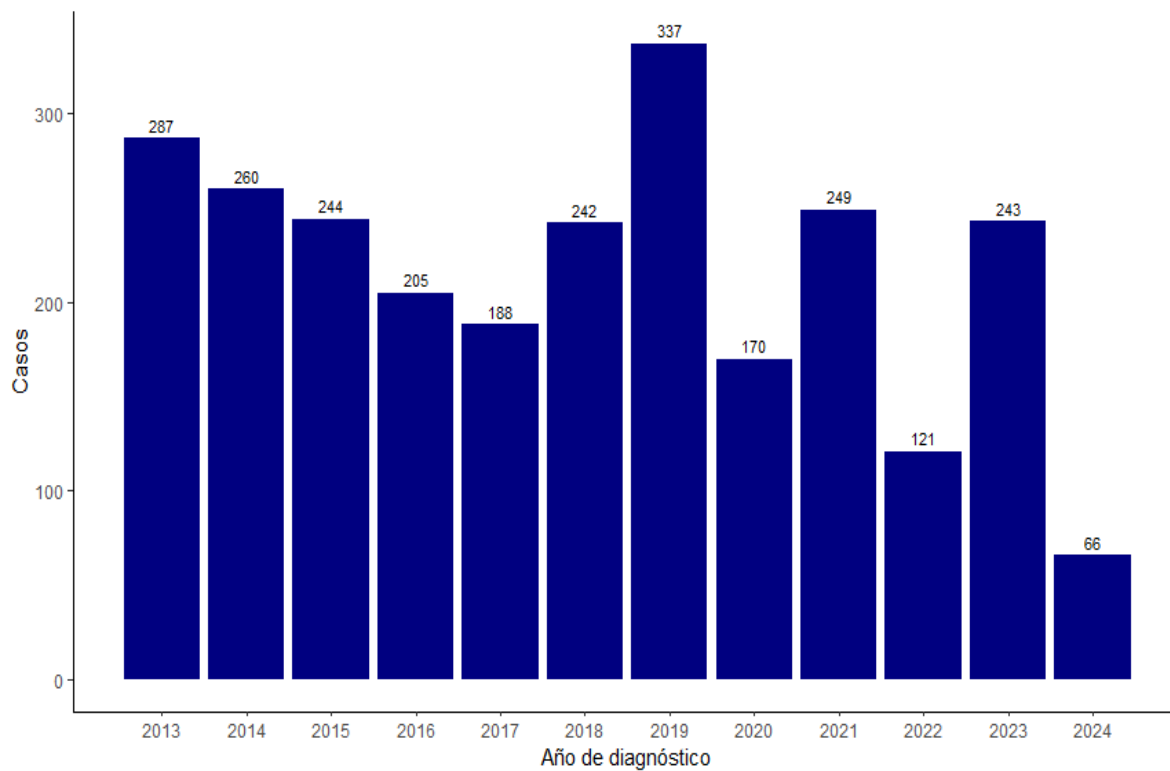
SALA SITUACIONAL DE TUBERCULOSIS

20 de agosto de 2024 – 14:00 horas

- Centro Nacional de Epidemiología, Prevención y Control de Enfermedades (CDC)
- Dirección Regional de Salud Ayacucho
- Dirección Ejecutiva de Inteligencia Sanitaria
- Dirección de Epidemiología, Prevención y Control de Emergencias y Desastres



Tendencia de casos de tuberculosis por años y localización. Ayacucho, 2013 – 2024*

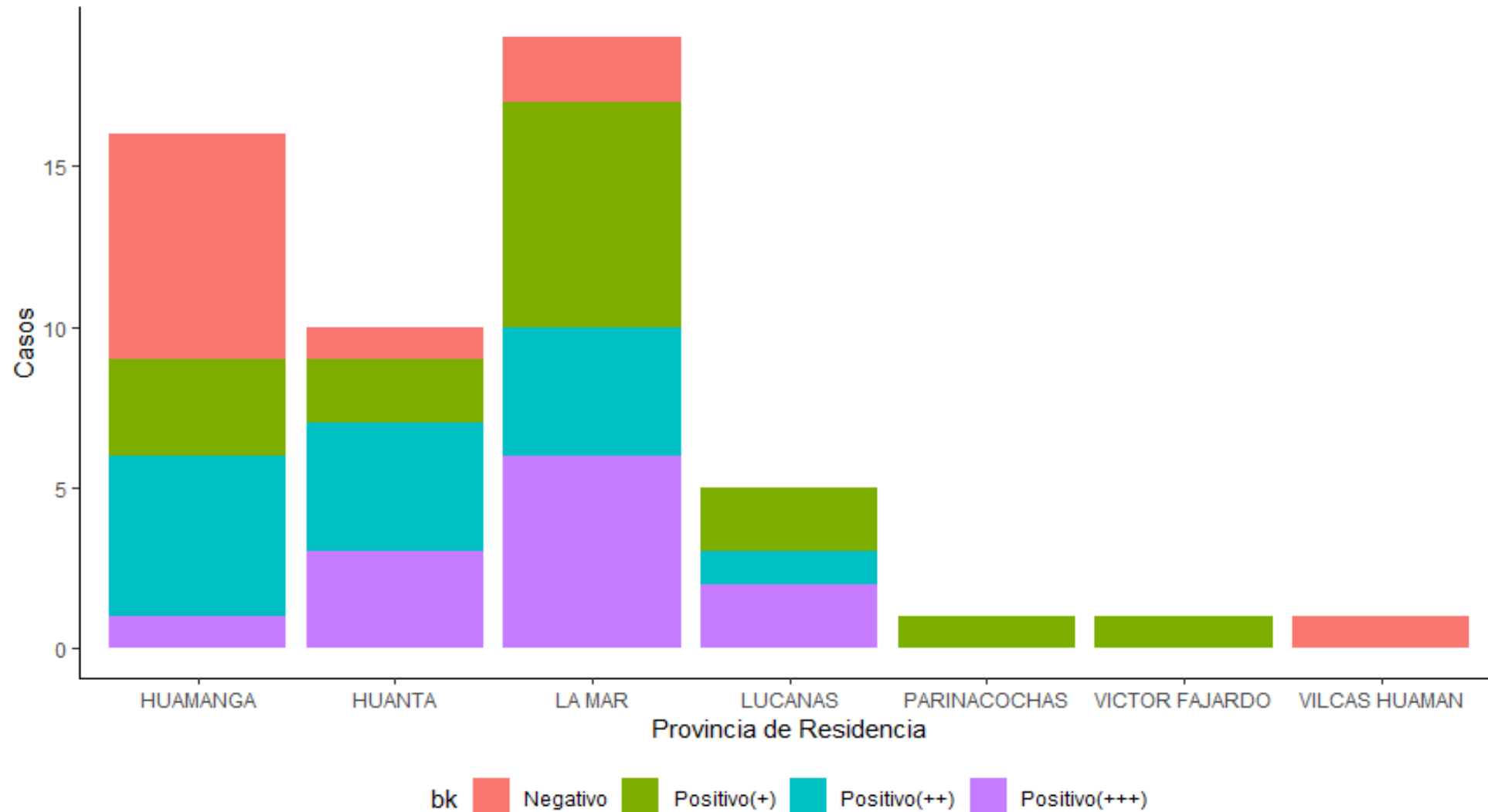


Fuente: NotiWeb/Epidemiología-DIRESA Ayacucho



Fuente: Notiweb/DIRESA Ayacucho

| Variable | N° | % |
|-------------------------------------|----|------|
| Sexo | | |
| Femenino | 28 | 42.4 |
| Masculino | 38 | 57.6 |
| Curso de vida | | |
| Niño | 1 | 1.5 |
| Adolescente | 5 | 7.6 |
| Joven | 17 | 25.8 |
| Adulto | 25 | 37.9 |
| Adulto mayor | 18 | 27.3 |
| Antecedentes epidemiológicos | | |
| VIH | 0 | 0.0 |
| Diabetes | 4 | 6.1 |
| Cáncer | 1 | 1.5 |
| Gestante | 0 | 0.0 |
| Alcoholismo | 3 | 4.5 |
| Consumo de drogas | 1 | 1.5 |



SIEpi_TB/DIRESA Ayacucho

Carga bacilar en baciloscopía de esputo al momento del diagnóstico de TB pulmonar e inicio de tratamiento.

Ayacucho 2024*

| PROVINCIA DE RESIDENCIA | N° casos | Inicio tratamiento (días) | | | | | | | | | | | | | | | |
|-------------------------|-----------|---------------------------|-----------|----------|----------|----------|----------|----------|----------|----------|----------|----------|----------|----------|----------|----------|----------|
| | | 0 | 1 | 2 | 3 | 4 | 5 | 6 | 7 | 8 | 9 | 10 | 11 | 12 | 13 | 14 | 15+ |
| Cangallo | 0 | 0 | 0 | 0 | 0 | 0 | 0 | 0 | 0 | 0 | 0 | 0 | 0 | 0 | 0 | 0 | 0 |
| Huamanga | 22 | 16 | 2 | 0 | 1 | 0 | 0 | 1 | 1 | 0 | 0 | 0 | 1 | 0 | 0 | 0 | 0 |
| Huancá Sancos | 0 | 0 | 0 | 0 | 0 | 0 | 0 | 0 | 0 | 0 | 0 | 0 | 0 | 0 | 0 | 0 | 0 |
| Huanta | 14 | 5 | 5 | 0 | 1 | 0 | 1 | 0 | 0 | 0 | 0 | 0 | 0 | 0 | 0 | 0 | 2 |
| La Mar | 21 | 14 | 3 | 2 | 0 | 1 | 0 | 0 | 0 | 0 | 0 | 0 | 0 | 0 | 0 | 0 | 1 |
| Lucanas | 5 | 2 | 1 | 1 | 1 | 0 | 0 | 0 | 0 | 0 | 0 | 0 | 0 | 0 | 0 | 0 | 0 |
| Parinacochas | 1 | 0 | 0 | 1 | 0 | 0 | 0 | 0 | 0 | 0 | 0 | 0 | 0 | 0 | 0 | 0 | 0 |
| Paucar del Sara Sara | 0 | 0 | 0 | 0 | 0 | 0 | 0 | 0 | 0 | 0 | 0 | 0 | 0 | 0 | 0 | 0 | 0 |
| Sucre | 0 | 0 | 0 | 0 | 0 | 0 | 0 | 0 | 0 | 0 | 0 | 0 | 0 | 0 | 0 | 0 | 0 |
| Victor Fajardo | 1 | 1 | 0 | 0 | 0 | 0 | 0 | 0 | 0 | 0 | 0 | 0 | 0 | 0 | 0 | 0 | 0 |
| Vilcas Huaman | 1 | 1 | 0 | 0 | 0 | 0 | 0 | 0 | 0 | 0 | 0 | 0 | 0 | 0 | 0 | 0 | 0 |
| Total casos | 65 | 39 | 11 | 4 | 3 | 1 | 1 | 1 | 1 | 0 | 0 | 0 | 1 | 0 | 0 | 0 | 3 |

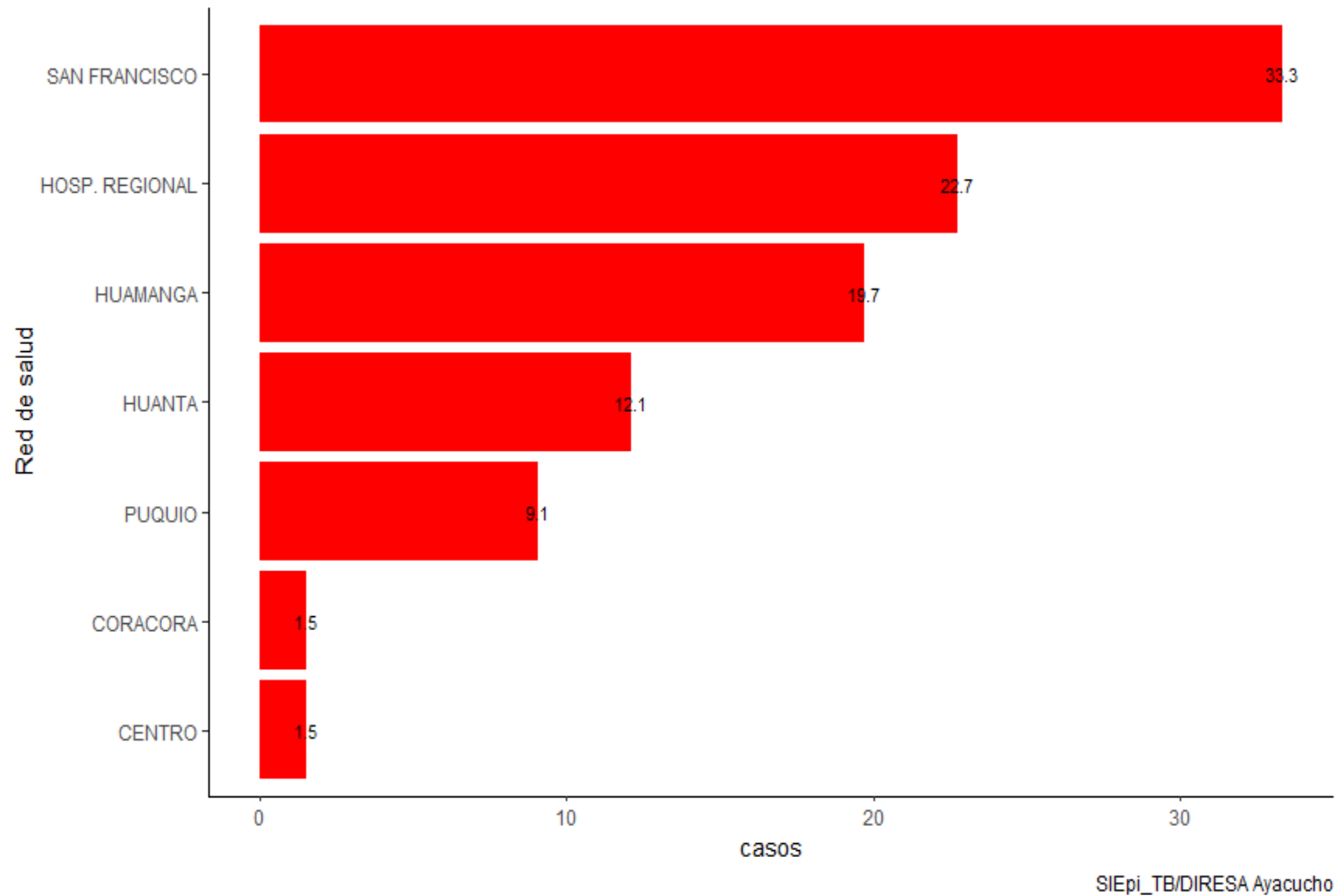
El 7.6%(4) de los pacientes iniciaron su tratamiento de 7 a más días después de su diagnóstico

Tasa de incidencia de tuberculosis por distrito de residencia. Ayacucho 2024*

| Distrito residencia | Tasa incidencia | | % |
|---------------------------|-----------------|----------------|--------------|
| | N° | Tasa x 100 mil | |
| Ayacucho | 10 | 8.5 | 16.1 |
| Carmen Alto 1/ | 4 | 12.0 | 6.5 |
| San Juan Bautista | 3 | 5.3 | 4.8 |
| Socos | 1 | 13.6 | 1.6 |
| Vinchos | 3 | 17.2 | 4.8 |
| Andres Avelino Caceres D. | 1 | 3.1 | 1.6 |
| Huanta | 2 | 4.5 | 3.2 |
| Huamanguilla | 2 | 49.9 | 3.2 |
| Iguain | 1 | 34.9 | 1.6 |
| Sivia | 2 | 17.6 | 3.2 |
| Llochegua | 3 | 25.9 | 4.8 |
| Canayre | 1 | 22.6 | 1.6 |
| San Miguel | 1 | 12.2 | 1.6 |
| Anco | 2 | 35.9 | 3.2 |
| Ayna | 3 | 30.9 | 4.8 |
| Santa Rosa | 6 | 47.9 | 9.7 |
| Samugari | 6 | 68.0 | 9.7 |
| Puquio | 5 | 35.9 | 8.1 |
| San Pedro | 1 | 40.2 | 1.6 |
| Chumpi | 1 | 49.1 | 1.6 |
| Huancapi | 1 | 57.6 | 1.6 |
| Independencia | 1 | 102.1 | 1.6 |
| Rio Magdalena | 1 | 45.9 | 1.6 |
| Pucacolpa | 1 | 48.1 | 1.6 |
| Total | 62 | 9.2 | 100.0 |

| Provincia/Ingreso | Antes tratado | Nuevo |
|-------------------|-----------------|-------------------|
| Huamanga | 0 (0.0%) | 22 (100.0%) |
| Huanta | 2 (14.3%) | 12 (85.7%) |
| La Mar | 2 (9.5%) | 19 (90.5%) |
| Lucanas | 0 (0.0%) | 6 (100.0%) |
| Parinacochas | 0 (0.0%) | 1 (100.0%) |
| Víctor Fajardo | 0 (0.0%) | 1 (100.0%) |
| Vilcas Huamán | 0 (0.0%) | 1 (100.0%) |
| Total | 4 (6.1%) | 62 (93.9%) |

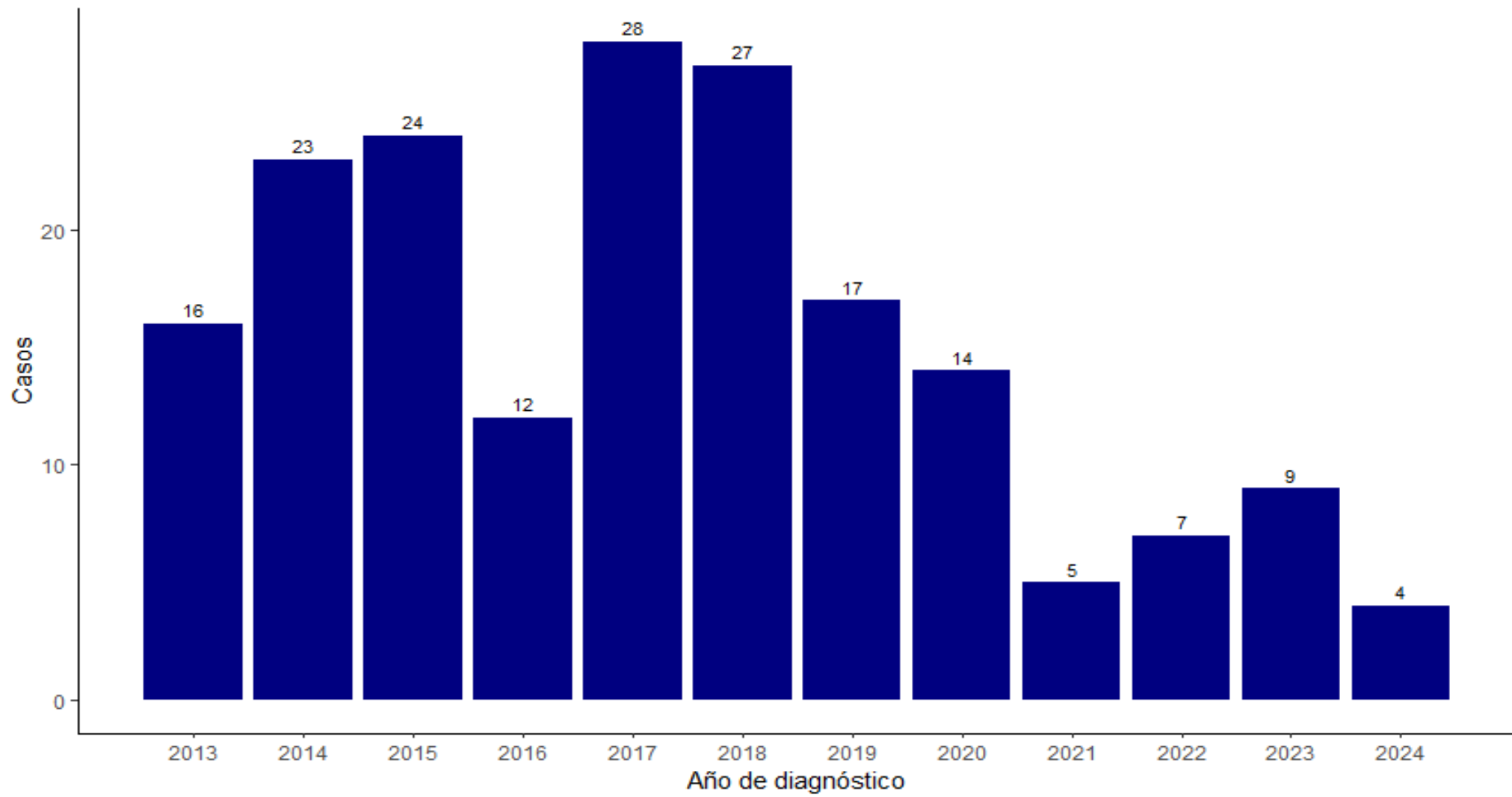
Porcentaje de tuberculosis notificados por red de salud . Ayacucho 2024*



*hasta 20 agosto 2024

Fuente: Dirección de Epidemiología, Prevención y Control de Emergencias y Desastres, NOTICOVID - DIRESA

Defunciones por tuberculosis en todas sus formas. Ayacucho 2013-2024*



Fuente: NotiWeb/Epidemiología-DIRESA Ayacucho

*hasta 20 agosto 2024